

# PHASE 2A

HORSESHOE RD.  
CONNECTION

HORSESHOE RD

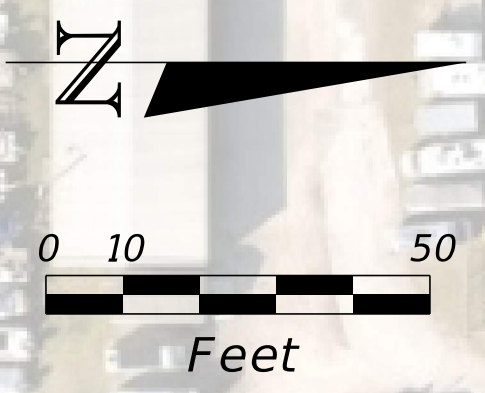
SR 31

LAKE BABCOCK DR.


HORSESHOE RD

LAKE BABCOCK DR.

SR 31




## LEGEND




WORK ZONE

SPEED  
LIMIT  
**35**

SR 31 SPEED  
REDUCED



LANE



DIRECTION



# PHASE 2B

HORSESHOE RD.  
CONNECTION